



Signs and Advertising Requirements

Excerpts from HGMC (18.90.070)

HGMC Section 18.90.070 – Signs and Advertising Requirements

It is the purpose of this handout to outline the regulations for the design and construction of new signs within the City of Hawaiian Gardens. This handout is designed for reference only, and is not designed to substitute a full understanding of the Hawaiian Gardens Municipal Code pertaining to signage.

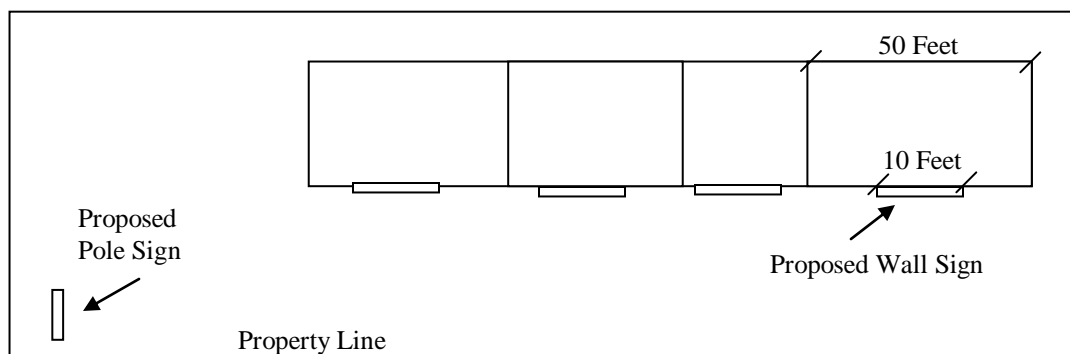
Submittal Requirements

To obtain a sign permit from the Community Development Department, the following shall be provided:

- A completed application with both the applicant's and owner's signatures.
- A complete site plan drawn to-scale illustrating the property lines, adjacent public right-of-way (including street names), building footprint, sign location (keyed to supporting elevations), and encroachment areas as applicable.
- Elevation (s) of the proposed sign(s) and the building itself for wall signs. Provide complete dimensions and the square footage of the proposed signs. For wall signs, be sure to provide the linear measurement of the building where the sign is proposed to be attached.
- Include the proposed sign type, colors proposed, and the method of construction and/or attachment. Include existing and proposed lighting.
- For free standing signs, include landscaped area in compliance with the HGMC. Landscape plan to include size, type, and spacing of proposed vegetative installations, including irrigation.

The following examples are intended to illustrate the minimum requirements and types of drawings necessary for submission to the Community Development Department for a sign permit. Note that these examples are only intended to only show the minimum, and not exactly what may be necessary on any particular application.

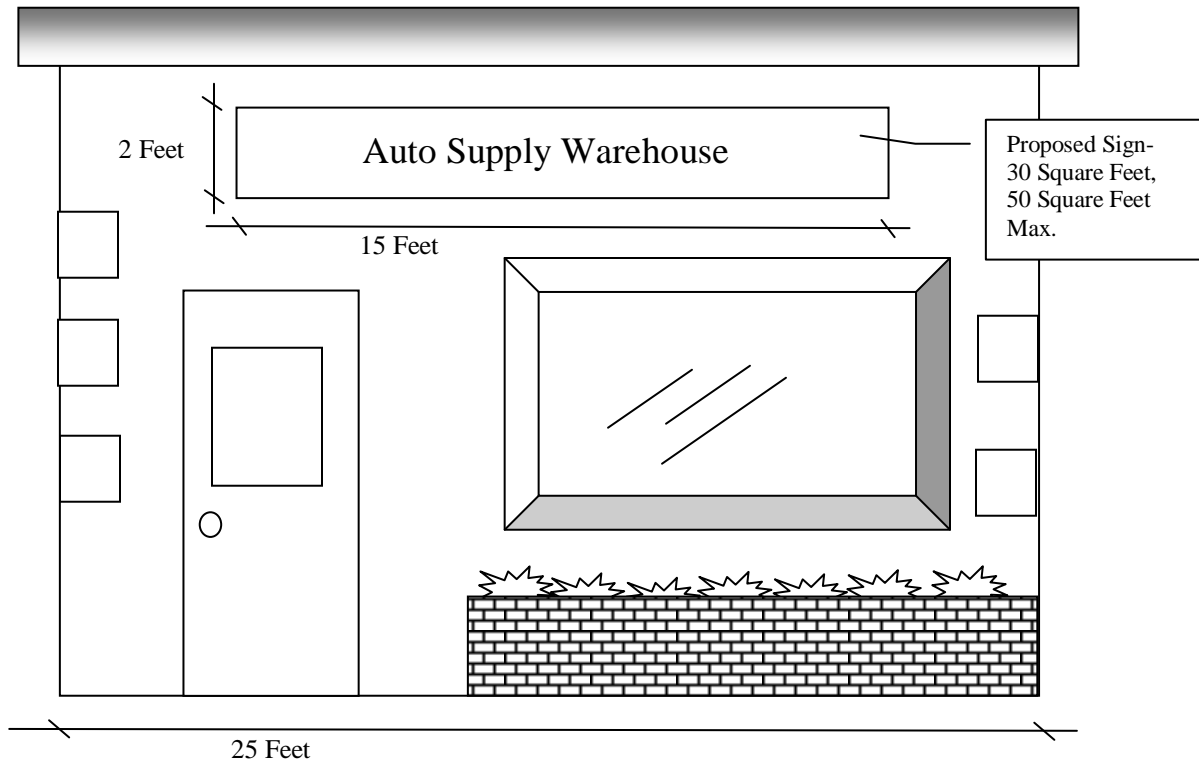
Site Plan Example



Wall Sign Standards

STANDARDS FOR SIGNS ATTACHED TO BUILDINGS	
Location	Parallel with and attached to the exterior wall of the building. Wall signs shall not extend above the parapet, or roof line.
Maximum Number	One wall sign per building face on the street frontage. Additional wall signs may be allowed for buildings that have frontage on more than one publicly dedicated street with the maximum size allowed at half the sign area of the primary sign.
Maximum Size	Two(2) sq. ft. for each linear foot of the building that fronts a publicly dedicated street or public access area. Maximum 100 sq. ft. per business.
Maximum Height	Signs are subject to the maximum height for the underlying zone.
Appearance	Signs shall be designed to appear as an architectural and integral part of the building.
Sign Thickness	Wall signs shall not exceed 12 inches in thickness or project more than 12 inches from the wall.
Illumination	Internal illumination and illumination from an indirect source.

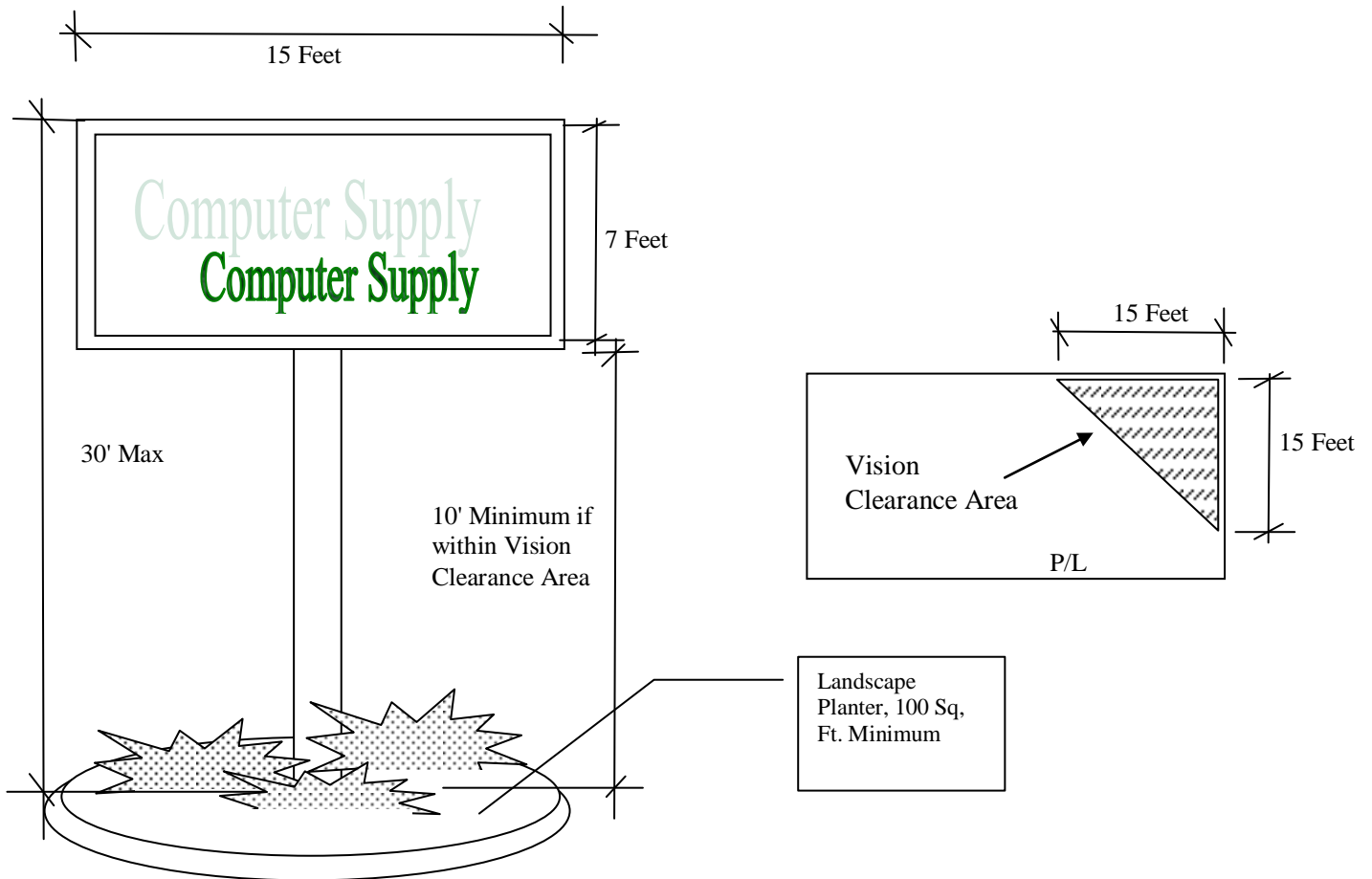
Wall Sign Plan Example



Pole Sign Standards

STANDARDS FOR POLE SIGNS	
Location	Parallel to the building. Pole signs are permitted in the vision clearance area where the bottom of the sign is at least 10 feet above the elevation of the street grade.
Maximum Number and Spacing	Not more than one pole sign for each lot or parcel of land or development.
Maximum Size	Not more than 1 sq. ft. of sign area for each lineal foot of primary street frontage. The size may be increased by not more than 1 sq. ft. of sign area for each lineal foot that the sign is set back from the nearest property line, up to a maximum sign area of 200 sq. ft. A second pole sign may be allowed on projects bigger than 4 acres and the poles area separated by at least 300 sq. ft.
Maximum Height	30 feet.
Landscape	Pole signs shall be located in a planting bed of equal area to the sign, but not less than 100 square feet. The minimum dimension of the planting bed shall be five feet measured from inside the face of curb to inside face of curb. One gallon groundcover planted 6-inches on center; and One shrub per 10 square feet of sign area. Shrubs located within the vision clearance area shall be no taller than 36 inches.

Pole Sign Plan Example



Monument Sign Standards

STANDARDS MONUMENT SIGNS	
Maximum Number and Spacing	One monument sign is permitted per primary street frontage; one additional monuments sign is permitted for each additional 300 feet of primary street frontage. Multiple monument signs shall be a minimum of 250 feet apart along one or more street frontages.
Maximum Size	A minimum of 32 sq. ft. plus one sq. ft. per lineal foot of primary street frontage up to a maximum sign area of 50sq. ft.
Landscape	Monument signs shall be located in a planting bed of equal area to the area of the sign, but not less than 100 sq. ft. The minimum dimension of the planting bed shall be five feet measured from inside the face of curb to inside face of curb. One gallon groundcover planted 6-inches on center; and One shrub per 10 square feet of sign area. Shrubs located within the vision clearance area shall be no taller than 36 inches.
Illumination	Internal illumination and illumination from an indirect source.

Monument Sign Plan Example

